

Head Supports



spex

HEAD SUPPORT





SCRIPTING AND ORDERING GUIDE

Spex Head Supports

Client Details:

| | | | |
|----------------|--|---------------------------|--|
| Client Name: | | Therapist Name: | |
| Date of Birth: | | Therapist Contact Number: | |
| Weight: | | Assessment Date: | |

1. SELECT HARDWARE

| | |
|---|---|
| <p>STYLO 160</p>  <p>1274-1252-000</p> | <p>STYLO 260</p>  <p>1274-1282-000</p> |
| <p>STYLO FLIPBACK 160</p>  <p>1274-2252-000</p> | <p>STYLO FLIPBACK 260</p>  <p>1274-2282-000</p> |

2. SELECT PAD & SIZE (CONTINUED)

ADJUSTABLE LATERAL

| | | | | |
|--|------------|---------------|---------------|-----------------------|
|  | 150 | 1275-0061-000 | 170mm x 150mm | <input type="radio"/> |
| | 250 | 1275-0062-000 | 220mm x 190mm | <input type="radio"/> |


3. SELECT COLOUR

Your colour selection applies to any extra covers ordered


| | | |
|----------------------------------|------------------------|------------------------|
| Black <i>(default)</i> | Chilli -022 | Mango -030 |
| Bumblebee -044 | Calypso -028 | Royal -077 |
| Ocean -060 | Leaf -054 | Granite -090 |

2. SELECT PAD & SIZE (WIDTH X HEIGHT X DEPTH)


COMFORT

| | | | | |
|---|------------|---------------|---------------|-----------------------|
|  | 250 | 1275-0031-000 | 250mm x 100mm | <input type="radio"/> |
| | 350 | 1275-0032-000 | 350mm x 150mm | <input type="radio"/> |

CIRCLE

| | | | | |
|---|------------|---------------|---------------|-----------------------|
|  | 150 | 1275-0011-000 | 170mm x 150mm | <input type="radio"/> |
| | 250 | 1275-0012-000 | 220mm x 190mm | <input type="radio"/> |

CONTOUR

| | | | | |
|---|------------|---------------|-----------------------|-----------------------|
|  | 250 | 1275-0021-000 | 280mm x 120mm x 150mm | <input type="radio"/> |
| | 350 | 1275-0022-000 | 350mm x 150mm x 180mm | <input type="radio"/> |

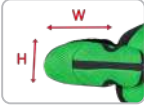

STANDARD AND EXTENDED LATERAL

| | | | | |
|-----------------|---|--|--|-----------------------|
| STANDARD | STANDARD PAEDIATRIC 1275-0041-000 | 215mm WIDTH 120mm HEIGHT 100mm DEPTH | 180mm WIDTH INTERNAL 50mm DEPTH INTERNAL | <input type="radio"/> |
| | STANDARD 1275-0043-000 | 250mm WIDTH 140mm HEIGHT 130mm DEPTH | 200mm WIDTH INTERNAL 170mm DEPTH INTERNAL | <input type="radio"/> |
| EXTENDED | EXTENDED PAEDIATRIC 1275-0042-000 | 215mm WIDTH 120mm HEIGHT 150mm DEPTH | 180mm WIDTH INTERNAL 100mm DEPTH INTERNAL | <input type="radio"/> |
| | EXTENDED 1275-0044-000 | 250mm WIDTH 140mm HEIGHT 180mm DEPTH | 200mm WIDTH INTERNAL 120mm DEPTH INTERNAL | <input type="radio"/> |

4. CUSTOMISE

| ✓ | ITEM | IMAGE | NOTES |
|-----------------------|---|---|-------|
| <input type="radio"/> | ½" soft pressure-relieving Pressure Relieving foam overlay 1271-0019-000 |  | |
| <input type="radio"/> | Spetex waterproof cover (wipe-down surface) 1271-0039-209 |  | |
| <input type="radio"/> | Spetex waterproof cover (knitted fabric surface) 1271-0039-219 |  | |
| <input type="radio"/> | Neoprene cover 1271-0039-291 |  | |

CUSTOMISE (ADJUSTABLE LATERAL HEADREST)

| ✓ | ITEM | IMAGE | NOTES |
|-----------------------|--|---|----------------------------|
| <input type="radio"/> | Custom wing headrest pads 1270-4149-300 |  | XX L = ____ H = ____ |
| <input type="radio"/> | Swing-away lateral mech upgrade 1272-4250-100 |  | SELECT L R |

spex

Spex Ltd

32 Detroit Drive
Rolleston 7675
New Zealand

+64 3 307 9790

solutions@spexseating.com

www.spexseating.com



DISTRIBUTED BY:

Script: Head Support Script 20210930