

Head Supports



spex

HEAD SUPPORT





SCRIPTING AND ORDERING GUIDE

Spex Head Supports

Client Details:

Client Name:		Therapist Name:	
Date of Birth:		Therapist Contact Number:	
Weight:		Assessment Date:	

1. SELECT HARDWARE

<p>STYLO 160</p>  <p>1274-1252-000</p>	<p>STYLO 260</p>  <p>1274-1282-000</p>
<p>STYLO FLIPBACK 160</p>  <p>1274-2252-000</p>	<p>STYLO FLIPBACK 260</p>  <p>1274-2282-000</p>

2. SELECT PAD & SIZE (CONTINUED)

ADJUSTABLE LATERAL

	150	1275-0061-000	170mm x 150mm	<input type="radio"/>
	250	1275-0062-000	220mm x 190mm	<input type="radio"/>


3. SELECT COLOUR

Your colour selection applies to any extra covers ordered


Black (default)	Chilli -022	Mango -030
Bumblebee -044	Calypso -028	Royal -077
Ocean -060	Leaf -054	Granite -090

2. SELECT PAD & SIZE (WIDTH X HEIGHT X DEPTH)


COMFORT

	250	1275-0031-000	250mm x 100mm	<input type="radio"/>
	350	1275-0032-000	350mm x 150mm	<input type="radio"/>



CIRCLE

	150	1275-0011-000	170mm x 150mm	<input type="radio"/>
	250	1275-0012-000	220mm x 190mm	<input type="radio"/>




CONTOUR

	250	1275-0021-000	280mm x 120mm x 150mm	<input type="radio"/>
	350	1275-0022-000	350mm x 150mm x 180mm	<input type="radio"/>

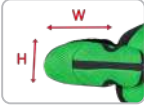

STANDARD AND EXTENDED LATERAL

STANDARD				
	STANDARD PAEDIATRIC 1275-0041-000	215mm WIDTH 120mm HEIGHT 100mm DEPTH	180mm WIDTH INTERNAL 50mm DEPTH INTERNAL	<input type="radio"/>
	STANDARD 1275-0043-000	250mm WIDTH 140mm HEIGHT 130mm DEPTH	200mm WIDTH INTERNAL 170mm DEPTH INTERNAL	<input type="radio"/>
EXTENDED				
	EXTENDED PAEDIATRIC 1275-0042-000	215mm WIDTH 120mm HEIGHT 150mm DEPTH	180mm WIDTH INTERNAL 100mm DEPTH INTERNAL	<input type="radio"/>
	EXTENDED 1275-0044-000	250mm WIDTH 140mm HEIGHT 180mm DEPTH	200mm WIDTH INTERNAL 120mm DEPTH INTERNAL	<input type="radio"/>

4. CUSTOMISE

✓	ITEM	IMAGE	NOTES
<input type="radio"/>	1/2" soft pressure-relieving Pressure Relieving foam overlay 1271-0019-000		
<input type="radio"/>	Spextex waterproof cover (wipe-down surface) 1271-0039-209		
<input type="radio"/>	Spextex waterproof cover (knitted fabric surface) 1271-0039-219		
<input type="radio"/>	Neoprene cover 1271-0039-291		

CUSTOMISE (ADJUSTABLE LATERAL HEADREST)

✓	ITEM	IMAGE	NOTES
<input type="radio"/>	Custom wing headrest pads 1270-4149-300		XX L = ____ H = ____
<input type="radio"/>	Swing-away lateral mech upgrade 1272-4250-100		SELECT L R

spex

Spex Ltd

32 Detroit Drive
Rolleston 7675
New Zealand

+64 3 307 9790

solutions@spexseating.com

www.spexseating.com



DISTRIBUTED BY:

Script: Head Support Script 20210930