



# Spex<sup>®</sup> cushion strategic contouring base chart

Record the amount of contouring cubes used. Fill out this form and enter the number of cubes used in each pocket and save for future reference.


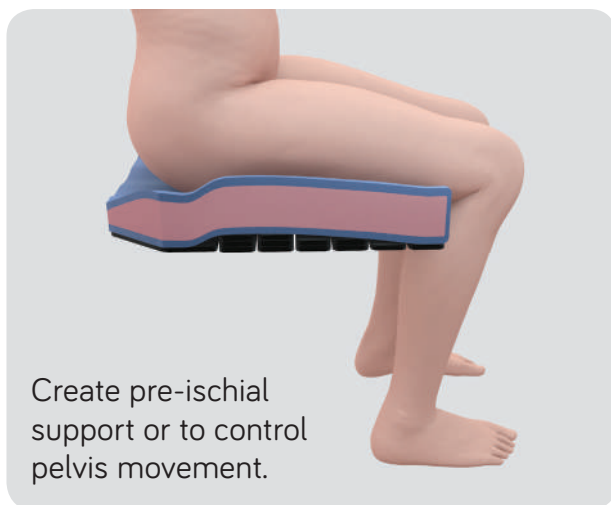
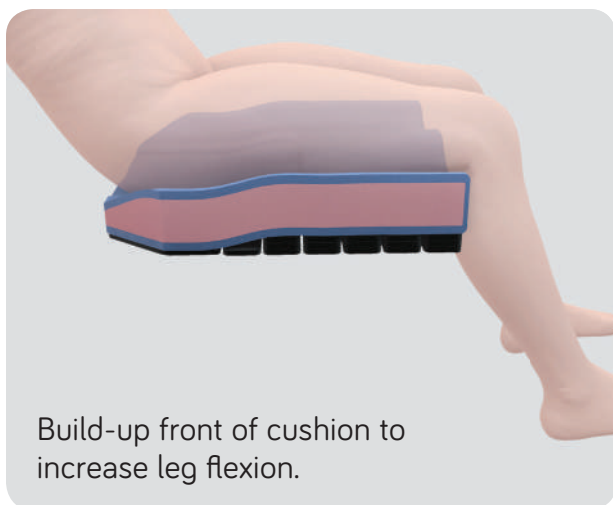
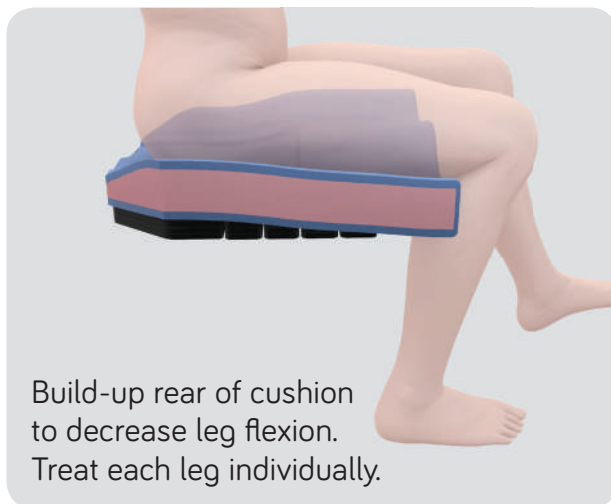
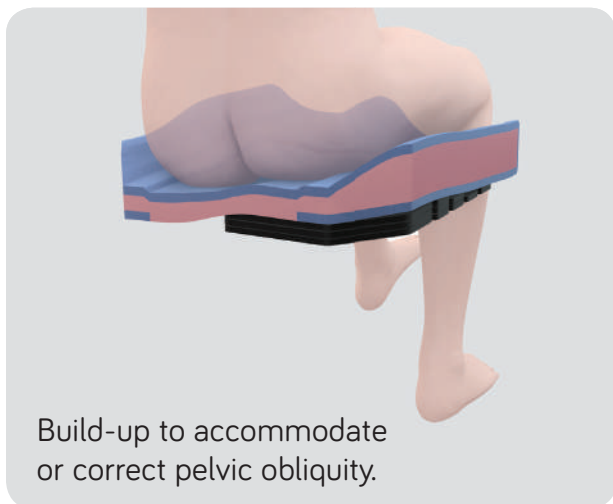
Clinician name	User name	Cushion Size	Date

Notes:

User's right leg	Front of cushion	User's left leg
Enter number of contouring pads: .....		Enter number of contouring pads: .....
Enter number of contouring pads: .....		Enter number of contouring pads: .....
Enter number of contouring pads: .....		Enter number of contouring pads: .....
Enter number of contouring pads: .....		Enter number of contouring pads: .....
Enter number of contouring pads: .....		Enter number of contouring pads: .....
Enter number of contouring pads: .....		Enter number of contouring pads: .....
Enter number of contouring pads: .....		Enter number of contouring pads: .....
	Back of cushion	

# spex<sup>®</sup>

## Spex<sup>®</sup> cushion strategic contouring base chart



[spexseating.com](http://spexseating.com)

All Rights Reserved © Medifab<sup>®</sup> Ltd SPEX<sup>®</sup> Seating strategic contouring base chart. The Medifab SPEX<sup>®</sup> range is the subject of design rights and copyright. Medifab<sup>®</sup> places great value in these intellectual property rights and reserves its rights to protect them if and where necessary.